


Financial Accountability Report

USD #: D0270

USD Name: Plainville

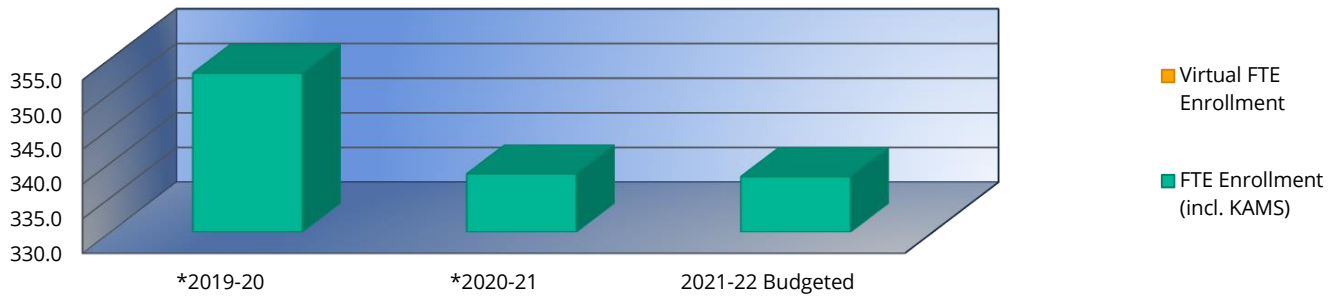
County Name: Rooks

School Year: 2022



Full Time Equivalency (FTE) Enrollment

| | *2019-20 | *2020-21 | 2021-22 Budgeted |
|-----------------------------|--------------|--------------|------------------|
| FTE Enrollment (incl. KAMS) | 352.9 | 338.4 | 338.0 |
| Virtual FTE Enrollment | 0.0 | 0.0 | 0.0 |
| Total FTE Enrollment | 352.9 | 338.4 | 338.0 |

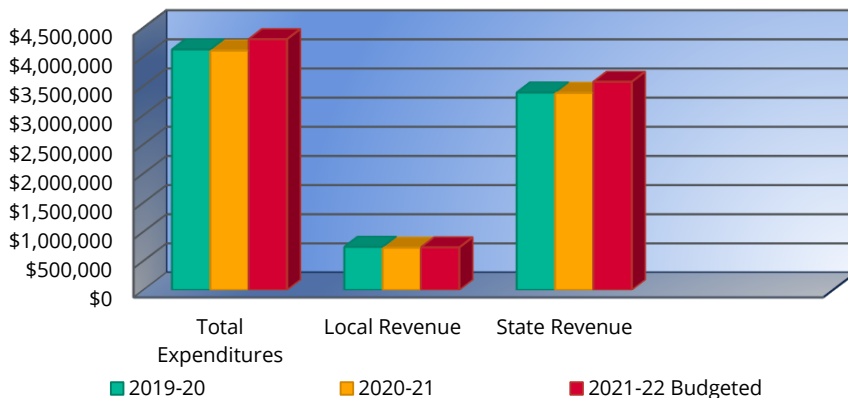


* Includes 2/20 count.

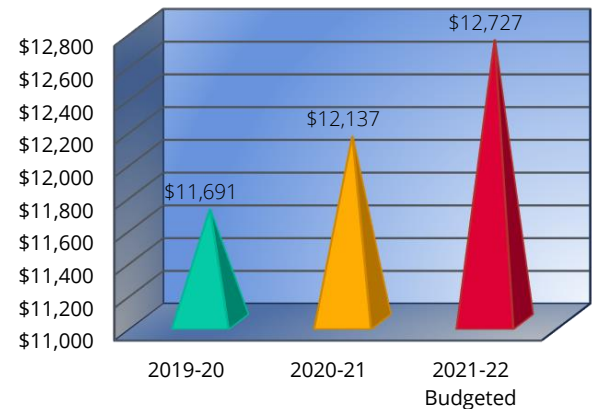
General & Supplemental General (06 & 08)

| | 2019-20 | 2020-21 | 2021-22 Budgeted |
|-------------------------------------|--------------------|--------------------|--------------------|
| *Total Expenditures | \$4,125,893 | \$4,107,323 | \$4,301,790 |
| Total Expenditures per Pupil | \$11,691 | \$12,137 | \$12,727 |
| Local Revenue | \$739,054 | \$725,953 | \$730,781 |
| State Revenue | \$3,386,839 | \$3,381,370 | \$3,571,009 |
| Federal Revenue | \$0 | \$0 | \$0 |

Total Expenditures



Total Expenditures per Pupil



*Total Expenditures may not equal the sum of state, federal and local revenue. Typically this is a result of low assessed valuation and/or the large amount of federal property and federal impact aid in some districts.

Note: The scale for each chart will vary based on individual district's data.


Financial Accountability Report

USD #: D0270

USD Name: Plainville

County Name: Rooks

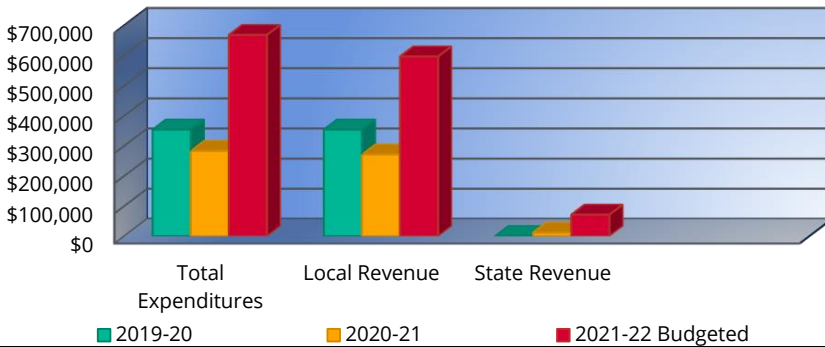
School Year: 2022



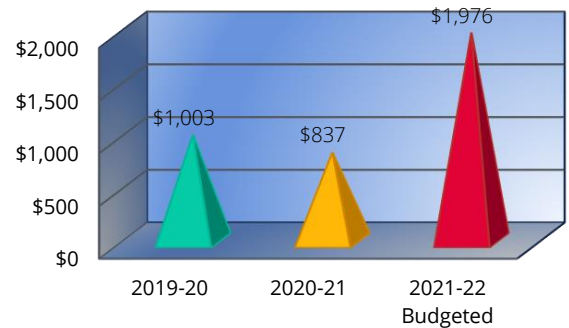
Capital Outlay (16)

| | 2019-20 | 2020-21 | 2021-22 Budgeted |
|-------------------------------------|------------------|------------------|------------------|
| *Total Expenditures | \$353,847 | \$283,240 | \$668,000 |
| Total Expenditures per Pupil | \$1,003 | \$837 | \$1,976 |
| Local Revenue | \$353,847 | \$271,477 | \$596,640 |
| State Revenue | \$0 | \$11,763 | \$71,360 |
| Federal Revenue | \$0 | \$0 | \$0 |

Total Expenditures



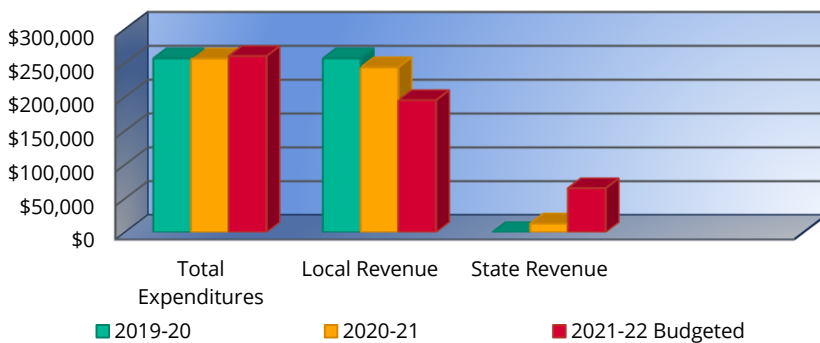
Total Expenditures per Pupil



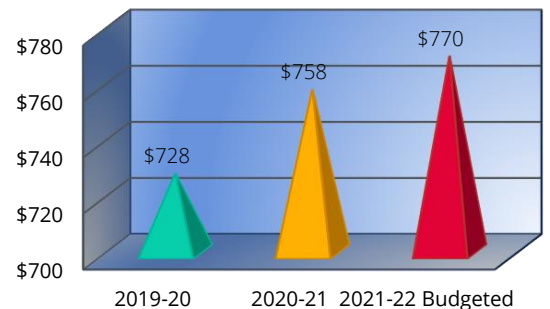
Bond & Interest (62 & 63)

| | 2019-20 | 2020-21 | 2021-22 Budgeted |
|-------------------------------------|------------------|------------------|------------------|
| *Total Expenditures | \$256,750 | \$256,550 | \$260,100 |
| Total Expenditures per Pupil | \$728 | \$758 | \$770 |
| Local Revenue | \$256,750 | \$243,722 | \$195,075 |
| State Revenue | \$0 | \$12,828 | \$65,025 |
| Federal Revenue | \$0 | \$0 | \$0 |

Total Expenditures



Total Expenditures per Pupil



*Total Expenditures may not equal the sum of state, federal and local revenue. Typically this is a result of low assessed valuation and/or the large amount of federal property and federal impact aid in some districts.

Note: The scale for each chart will vary based on individual district's data.


Financial Accountability Report

USD #: D0270

USD Name: Plainville

County Name: Rooks

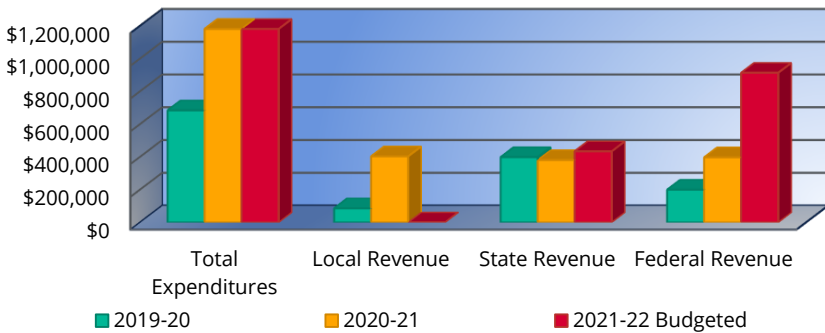
School Year: 2022



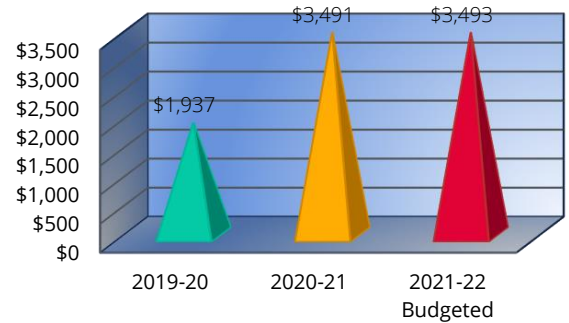
All Other Funds

| | 2019-20 | 2020-21 | 2021-22 Budgeted |
|-------------------------------------|------------------|--------------------|--------------------|
| *Total Expenditures | \$683,457 | \$1,181,252 | \$1,180,721 |
| Total Expenditures per Pupil | \$1,937 | \$3,491 | \$3,493 |
| Local Revenue | \$85,507 | \$403,091 | \$0 |
| State Revenue | \$398,357 | \$380,878 | \$433,787 |
| Federal Revenue | \$199,593 | \$397,283 | \$913,271 |

Total Expenditures



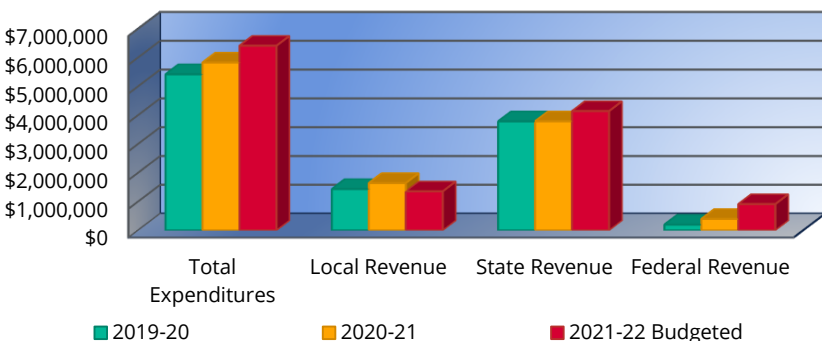
Total Expenditures per Pupil



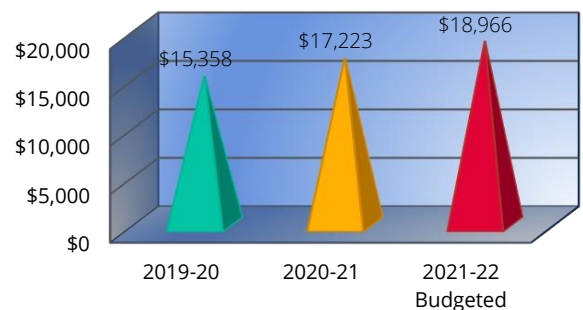
Total of All Funds

| | 2019-20 | 2020-21 | 2021-22 Budgeted |
|-------------------------------------|--------------------|--------------------|--------------------|
| *Total Expenditures | \$5,419,947 | \$5,828,365 | \$6,410,611 |
| Total Expenditures per Pupil | \$15,358 | \$17,223 | \$18,966 |
| Local Revenue | \$1,435,158 | \$1,644,243 | \$1,356,159 |
| State Revenue | \$3,785,196 | \$3,786,839 | \$4,141,181 |
| Federal Revenue | \$199,593 | \$397,283 | \$913,271 |

Total Expenditures



Total Expenditures per Pupil



*Total Expenditures may not equal the sum of state, federal and local revenue. Typically this is a result of low assessed valuation and/or the large amount of federal property and federal impact aid in some districts.


Financial Accountability Report

USD #: D0270

USD Name: Plainville

County Name: Rooks

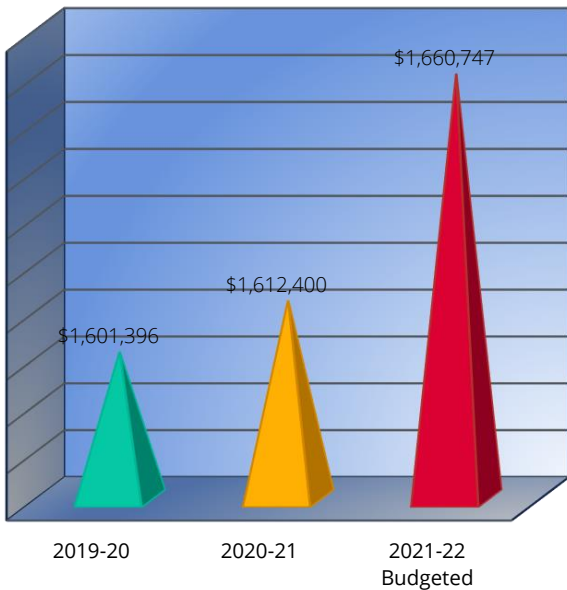
School Year: 2022



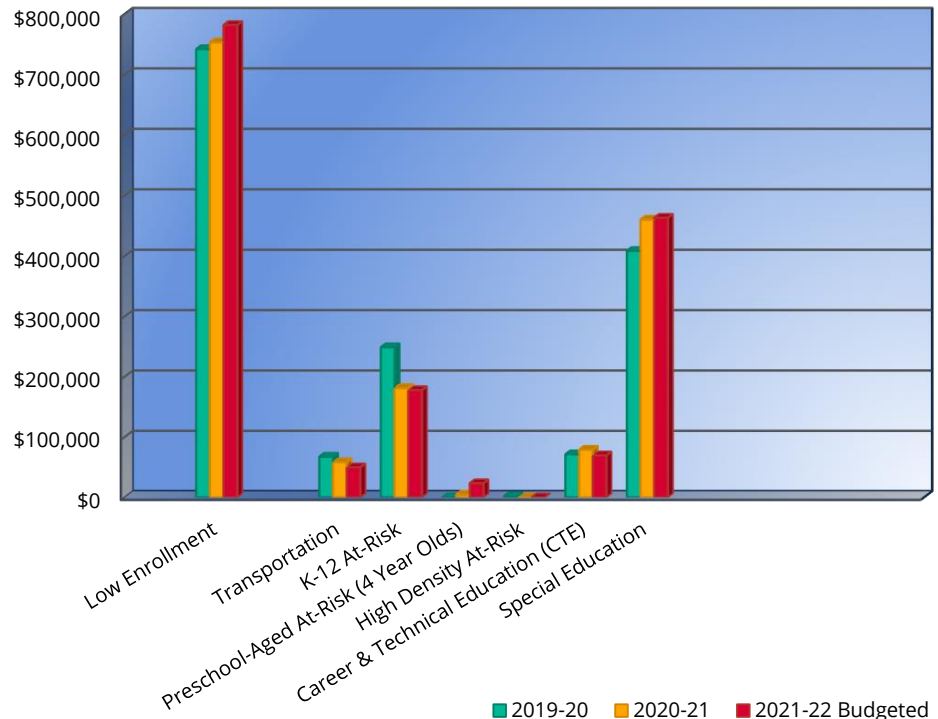
State Aid

| | 2019-20 | 2020-21 | 2021-22 Budgeted |
|--|-------------|-------------|------------------|
| Base State Aid | \$1,601,396 | \$1,612,400 | \$1,660,747 |
| High Enrollment State Aid | \$0 | \$0 | \$0 |
| Low Enrollment State Aid | \$742,143 | \$753,428 | \$782,137 |
| School Facilities State Aid | \$0 | \$0 | \$0 |
| Transportation State Aid | \$67,427 | \$58,483 | \$49,884 |
| K-12 At-Risk State Aid | \$248,860 | \$181,389 | \$177,887 |
| Preschool-Aged At-Risk (4 Year Olds) State Aid | \$0 | \$4,569 | \$23,530 |
| High Density At-Risk State Aid | \$1,774 | \$0 | \$0 |
| Career & Technical Education (CTE) State Aid | \$71,420 | \$79,044 | \$69,649 |
| Special Education State Aid | \$408,456 | \$460,381 | \$463,381 |
| Bilingual State Aid | \$0 | \$0 | \$0 |
| Ancillary State Aid | \$0 | \$0 | \$0 |
| Cost of Living State Aid | \$0 | \$0 | \$0 |
| Virtual State Aid | \$0 | \$0 | \$0 |

BASE State Aid



All Other State Aid



Note: The scale for each chart will vary based on individual district's data.


Financial Accountability Report

USD #: D0270

USD Name: Plainville

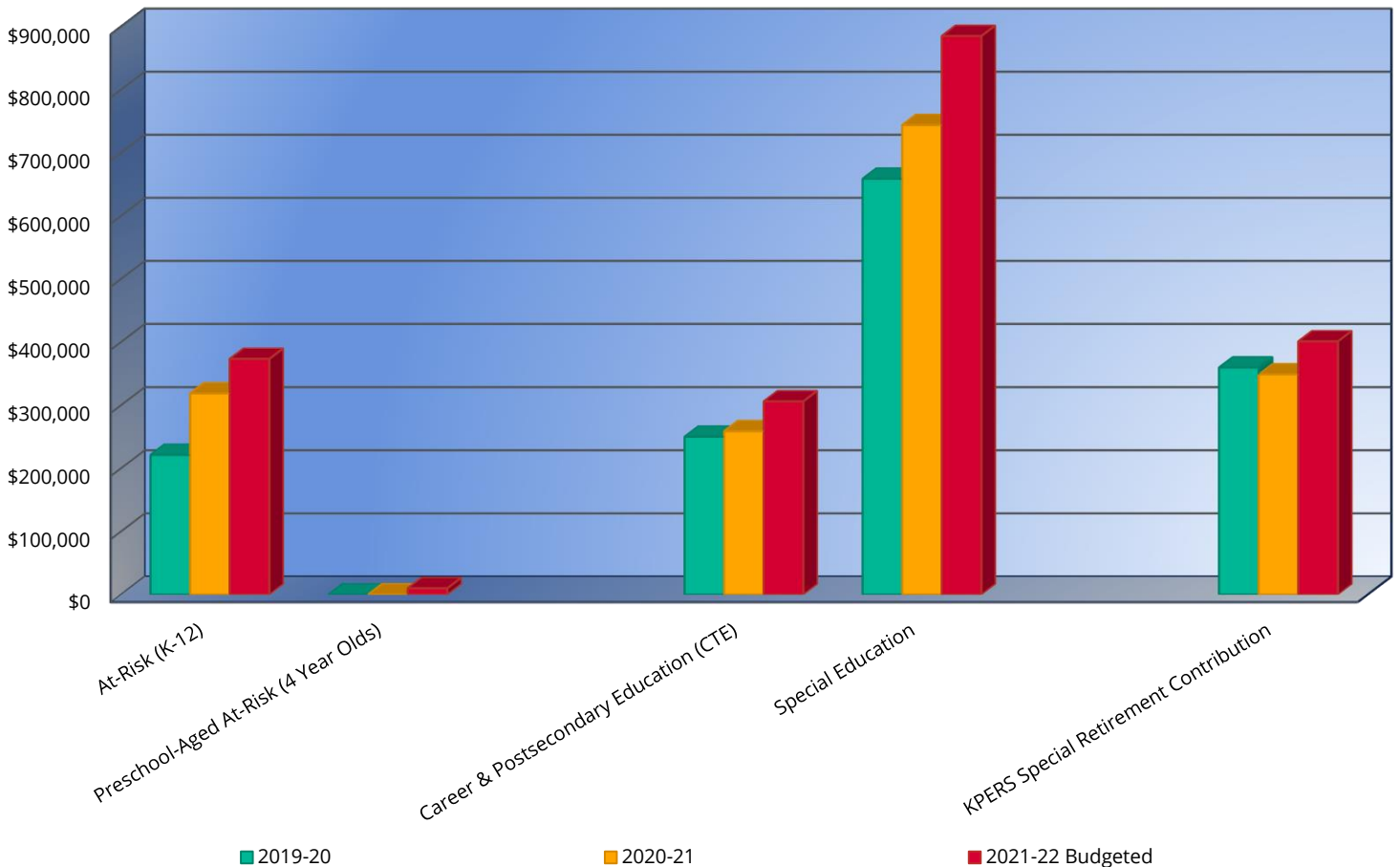
County Name: Rooks

School Year: 2022



Total Expenditures of Selected Funds

| | 2019-20 | 2020-21 | 2021-22 Budgeted |
|---|-----------|-----------|------------------|
| At-Risk (K-12) - 13 | \$221,200 | \$318,587 | \$373,222 |
| Preschool-Aged At-Risk (4 Year Olds) - 11 | \$0 | \$0 | \$10,000 |
| Bilingual Education - 14 | \$0 | \$0 | \$0 |
| Career & Postsecondary Education (CTE) - 34 | \$249,932 | \$258,884 | \$306,000 |
| Special Education - 30 | \$658,801 | \$744,022 | \$885,100 |
| Virtual Education - 15 | \$0 | \$0 | \$0 |
| KPERS Special Retirement Contribution - 51 | \$359,552 | \$348,795 | \$400,940 |



Note: The scale for each chart will vary based on individual district's data.


Financial Accountability Report

USD #: D0270

USD Name: Plainville

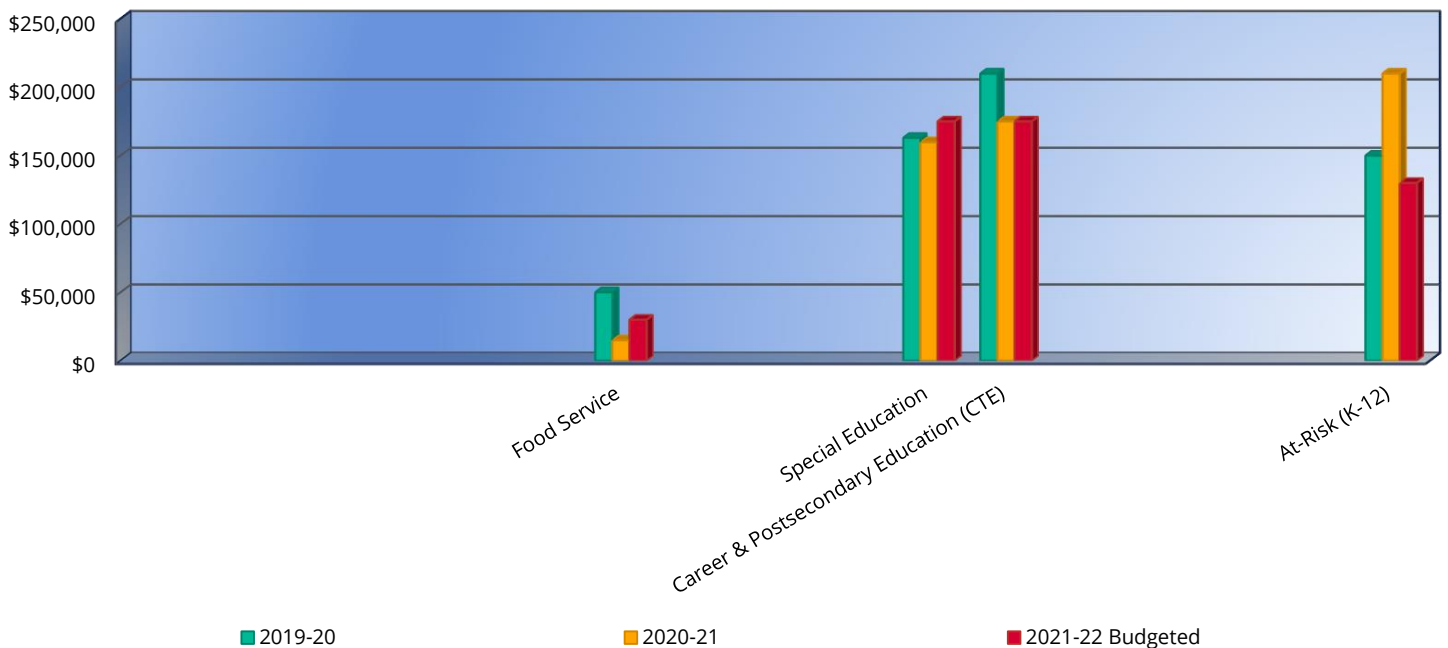
County Name: Rooks

School Year: 2022



Supplemental General (08) Transfers

| | 2019-20 | 2020-21 | 2021-22 Budgeted |
|---|-----------|-----------|------------------|
| Adult Education - 10 | \$0 | \$0 | \$0 |
| Adult Supplemental Education - 12 | \$0 | \$0 | \$0 |
| Bilingual Education - 14 | \$0 | \$0 | \$0 |
| Virtual Education - 15 | \$0 | \$0 | \$0 |
| Driver Training - 18 | \$0 | \$0 | \$0 |
| Extraordinary School Program - 22 | \$0 | \$0 | \$0 |
| Food Service - 24 | \$50,000 | \$15,000 | \$30,000 |
| Professional Development - 26 | \$0 | \$0 | \$0 |
| Parent Education Program - 28 | \$0 | \$0 | \$0 |
| Summer School - 29 | \$0 | \$0 | \$0 |
| Special Education - 30 | \$162,996 | \$159,749 | \$175,000 |
| Career & Postsecondary Education (CTE) - 34 | \$210,000 | \$175,000 | \$175,000 |
| Special Reserve Fund - 47 | \$0 | \$0 | \$0 |
| Special Liability Expense Fund - 42 | \$0 | \$0 | \$0 |
| Textbook & Student Material Revolving - 55 | \$0 | \$0 | \$0 |
| Preschool-Aged At-Risk (4 Year Olds) - 11 | \$0 | \$0 | \$0 |
| At-Risk (K-12) - 13 | \$150,000 | \$210,000 | \$130,000 |



Note: The scale for each chart will vary based on individual district's data.


Financial Accountability Report

USD #: D0270

USD Name: Plainville

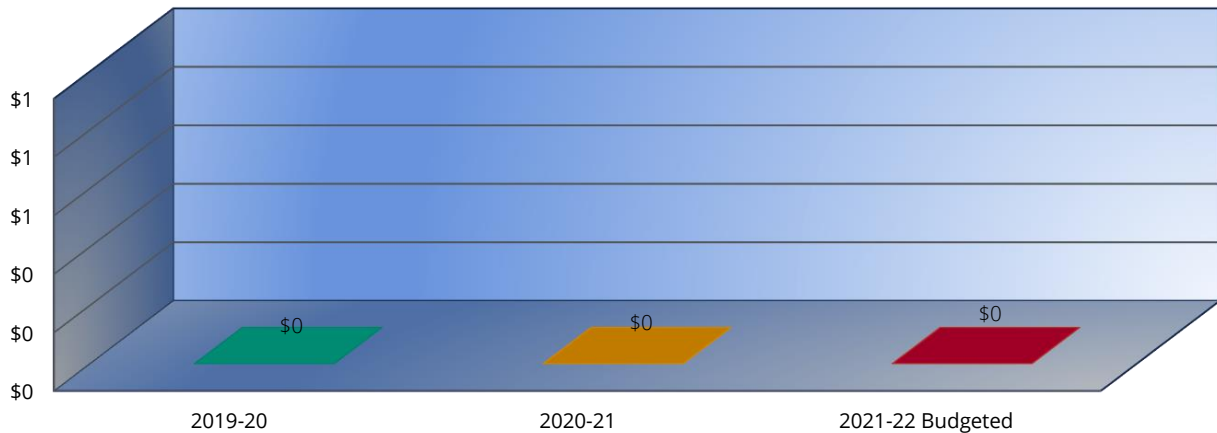
County Name: Rooks

School Year: 2022



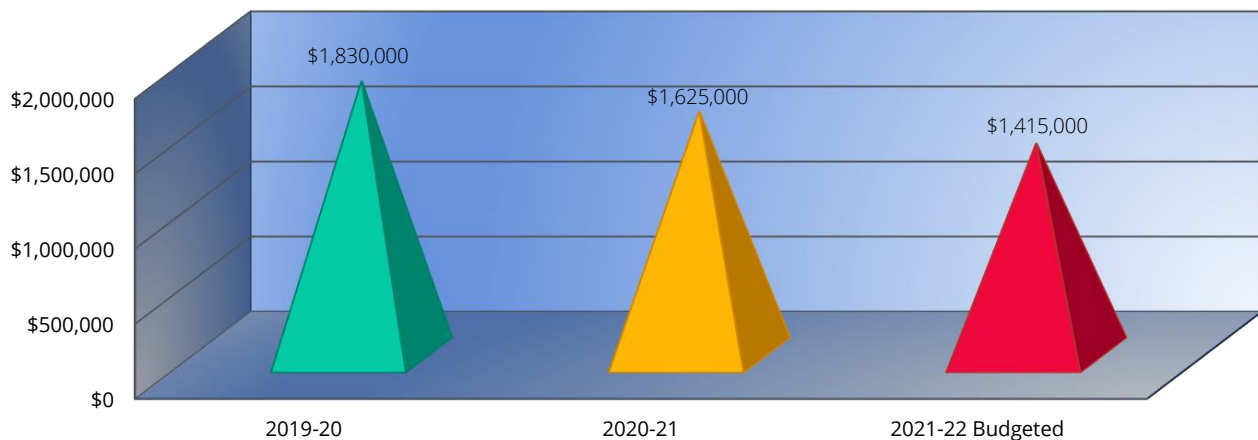
Article 6, Section 6 Constitutional Challenge

| | 2019-20 | 2020-21 | 2021-22 Budgeted |
|---|---------|----------|------------------|
| Total Expenditures | \$0 | \$0 | \$0 |
| Aggregate Expenditures from 7/1/2010 to 6/30/2021 | | \$16,320 | |



General Obligation Bonded Indebtedness


| | 2019-20 | 2020-21 | 2021-22 Budgeted |
|--------------------------------|-------------|-------------|------------------|
| Outstanding Principal (July 1) | \$1,830,000 | \$1,625,000 | \$1,415,000 |



Note: The scale for each chart will vary based on individual district's data.

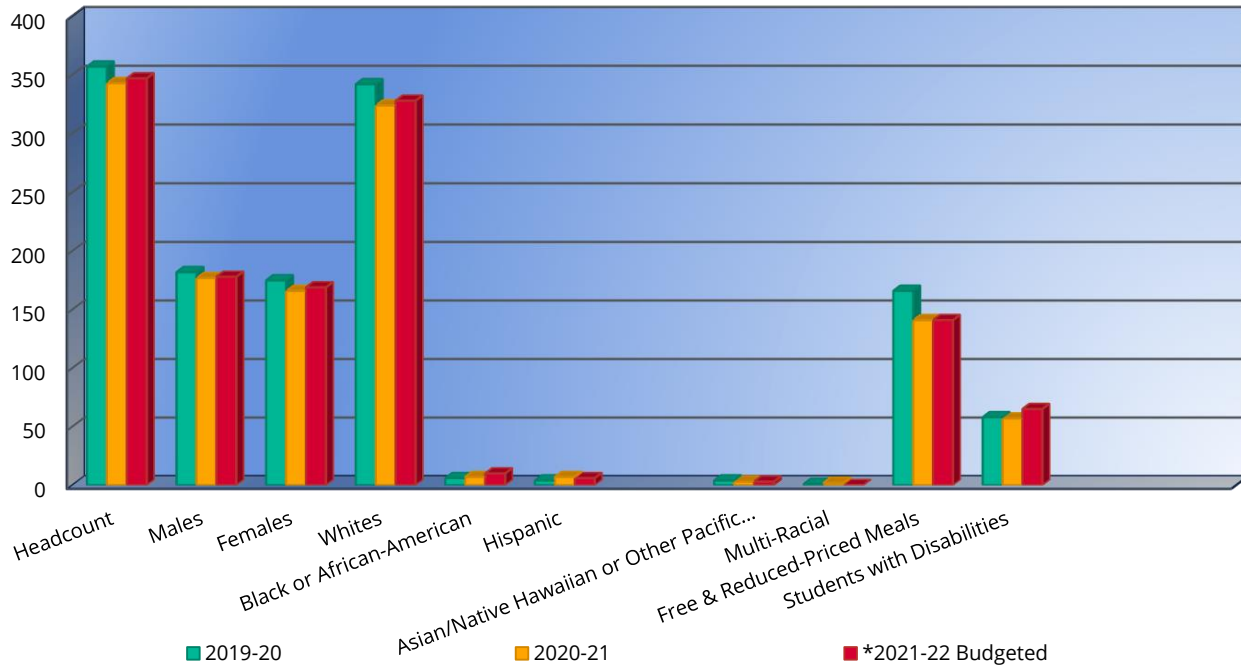
Financial Accountability Report

USD #: D0270
 USD Name: Plainville
 County Name: Rooks
 School Year: 2022



Demographic Headcount¹

| | 2019-20 | 2020-21 | *2021-22 Budgeted |
|---|---------|---------|-------------------|
| Headcount | 357 | 343 | 347 |
| Males | 182 | 177 | 178 |
| Females | 175 | 166 | 169 |
| Whites | 342 | 324 | 328 |
| Black or African-American | 6 | 7 | 10 |
| ~Hispanic | 4 | 7 | 6 |
| American Indian or Alaska Natives | 0 | 0 | 0 |
| Asian/Native Hawaiian or Other Pacific Islander | 4 | 3 | 3 |
| ~Multi-Racial | 1 | 2 | 0 |
| Free & Reduced-Priced Meals | 166 | 141 | 141 |
| Students with Disabilities | 58 | 57 | 65 |
| English Language Learners | 0 | 0 | 0 |
| ² Migrant | 0 | 0 | N/A |



1 Demographic Data is unaudited.

2 Districts are in the process of submitting Migrant data for the current year.

~ Students that identify as Hispanic and multi-racial are reported only as Hispanic based on federal reporting guidelines.

* Starting in 2021-2022, Preschool-Aged At-Risk (3-years old) were funded in addition to Preschool-Aged At-Risk (4-years old), therefore, Preschool-Aged At-Risk (3-years old) are also included in headcounts starting in 2021-2022.